


Year 1 Making Boats in Design & Technology


































ONE IN A WORD

7-Day Kindness Challenge

Challenge: **ONE IN A WORD**

Remember: Being kind, with words, helps!

It says: How did it make you feel?

and makes a big difference. Try to be kind.

Remember: These will help you and have important it to be kind.

| | | | |
|---|---|---|---|
| What is the most kind thing you can do today? | What is the most kind thing you can do today? | What is the most kind thing you can do today? | What is the most kind thing you can do today? |
| What is the most kind thing you can do today? | What is the most kind thing you can do today? | What is the most kind thing you can do today? | What is the most kind thing you can do today? |
| What is the most kind thing you can do today? | What is the most kind thing you can do today? | What is the most kind thing you can do today? | What is the most kind thing you can do today? |
| What is the most kind thing you can do today? | What is the most kind thing you can do today? | What is the most kind thing you can do today? | What is the most kind thing you can do today? |

Classroom Rules

- 1 Do not panic.
- 2 Line up quietly.
- 3 Follow the teacher outside.
- 4 Listen to the instructions.


































7-Day Kindness Challenge

ONE
LINE
WORD

7-Day Kindness Challenge

ONE
LINE
WORD

Challenge yourself to become a kinder learner starting with helpful words. Can you complete a kind act each day?

- Complete a kindness challenge each day. Show that it makes you feel good.
- There are also some extra steps that make it a bit different. Try to do all of these every day!
- Take a look at the daily kindness questions. These will help you with your thinking and feelings about how important it is to be a kind learner.

| | | | |
|---------------------------------|---------------------------------|---------------------------------|---------------------------------|
| Today | Tomorrow | After the play | Before the play |
| Help someone who is in trouble. | Help someone who is in trouble. | Help someone who is in trouble. | Help someone who is in trouble. |
| Help someone who is in trouble. | Help someone who is in trouble. | Help someone who is in trouble. | Help someone who is in trouble. |
| Help someone who is in trouble. | Help someone who is in trouble. | Help someone who is in trouble. | Help someone who is in trouble. |

| | | | |
|---------------------------------|---------------------------------|---------------------------------|---------------------------------|
| Today | Tomorrow | After the play | Before the play |
| Help someone who is in trouble. | Help someone who is in trouble. | Help someone who is in trouble. | Help someone who is in trouble. |
| Help someone who is in trouble. | Help someone who is in trouble. | Help someone who is in trouble. | Help someone who is in trouble. |
| Help someone who is in trouble. | Help someone who is in trouble. | Help someone who is in trouble. | Help someone who is in trouble. |

Lower School

Fire Drill Steps

- 1 Stop!
- 2 Do not panic.
- 3 Line up quietly.
- 4 Follow the teacher outside.
- 5 Listen to the instructions.











